

YEAR 11 INDEPENDENT STUDY BOOKET



United Learning
The best in everyone™

Respect | Ambition | Resilience

Year 11 Independent Study Booklet

Expectations

This booklet outlines your Independent Study tasks for this half term for all of your subjects.

In Key Stage 3 you will be set one piece of Independent Study per day for each subject. For each subject, Independent Study will be set and due in on the same day the following week to make it easier for you to manage your time.

If you are struggling with your Independent Study, it is your responsibility to see your class teacher before the deadline to receive support.

You must have your Independent Study book for every lesson, it is part of your equipment.

Independent study Overview

At The Albion Academy, we believe that Independent Study encourages the development of skills and allows students to take more ownership of their education. Promotion and emphasis of Independent Study skills from the start of Year 7 helps to prepare students for Key Stage 4 and beyond, and, in turn, aids our students' progression and development.

What Independent Study does my child receive?

There are two types of independent study: Paper and online. Students in Y7-9 will receive online work from subjects. Students in Y10 and 11 will receive a mixture of paper based and online Independent Study. **How much Independent Study should my child receive?** Students in Year 7 should spend approximately 30-40 minutes per subject

What additional help is available for Independent Study?

There is a daily independent study club that takes place before and after school. Students can use this time to complete Independent Study in a quiet environment or ask for help from subject specialists. If you have any questions about Independent Study, please contact:







Alison.Broster@albionacademy.co.uk, Assistant Principal Curriculum (KS3), for students in Y7/8/9

Alexandra.Thurston@albionacademy.co.uk, Assistant Principal Curriculum (KS4), for students in Y10/11

How can you support your child with Independent Study?

- Make sure your child brings their journal, folder, Independent Study booklet and exercise book to school every day.
- Check your child's Independent Study book every day and encourage them to complete their work in order of priority, completing the Independent Study tasks with the soonest due date first.
- Make sure your child has a quiet, well-lit place to do work.
- Avoid having your child do Independent Study with the television on or in places with other distractions.
- Be positive about Independent Study. Tell your child how important school is. The attitude you express about Independent Study will be the attitude your child acquires.
- Help your child with time management. Establish a set time each day for doing Independent Study. Don't let your child leave Independent Study until just before bedtime. Think about using a weekend morning or afternoon for working on big projects.
- Stay informed. E-mail your child's teacher. Communicate with your child's AP link.
- Encourage your child to attend Independent Study rooms. Independent Study rooms run every day before and after school. students can work with teachers and access resources to help them complete their Independent Study successfully.

Online independent study

Online independent study website	What if I can't log on?
	Click 'forgotten password' or speak to your maths teacher
	Click 'forgotten password' or speak to your English teacher
	Click 'forgotten password' or speak to your science teacher
	Use the same e-mail address and password as Office or speak to Mr Park
	Click 'forgotten password' or speak to your French or Spanish teacher
	Go to the IT office next to room 214 at break or lunch

Knowledge Organisers

Knowledge organisers contain critical knowledge you must know. This will help you recap, revisit and revise what you have learnt in lessons in order to remember this knowledge for the long term.

Students remember 50% more when they test themselves after learning.

Knowledge organisers for all your subjects can be found at the back of this booklet.

Useful Websites

<https://www.carousel-learning.com/>

<https://www.sparxmaths.uk/student/>

<https://sparxreader.com/login>

<https://app.senecalearning.com/login>

<https://www.languagenut.com/resources/en-gb/index.html#/LoginScreen?packages=8,34,43,54,33,66&product=languagenut&conditions=1>

Independent Study Timetable

Year 11	Monday	Tuesday	Wednesday	Thursday	Friday
Subject 1	Science	English	Maths	Option A	Option D
Subject 2	Option B	Option C			

Subject Breakdown

	11/9/23	18/9/23	25/9/23	2/10/23	9/10/23	16/10/23
Year 11 Foundation	Working with HCF and LCM	Calculations with Fractions and Mixed Numbers	Simplifying Algebraic Expressions and Fractions using Index Laws	Solving Equations	Constructing and Solving Equations	Solving Simultaneous Equations
Year 11 Higher	Simplifying and Performing Calculations with Surds	Rationalising Denominators	Simplifying Algebraic Fractions using the Four Operations and Factorising	Solving Quadratic Equations by Factorising, Completing the Square and the Quadratic Formula	Constructing and Solving Quadratic Equations	Graphs of Trigonometric Functions and using Exact Values of Trigonometric Ratios
English	Literature: Romeo and Juliet Context Language: Key Terms 1.1.1 – 1.1.3	Literature: Juliet, Lord Capulet Language: Key Terms 1.1.4 - 1.1.5	Literature: Friar Lawrence, Nurse Language: Language Devices 2.1.1 - 2.1.4	Literature: Romeo, Mercutio Language: Language Devices 2.1.4 - 2.1.8	Literature: Ozymandias Language: Language Devices 2.1.9 - 2.1.11	Literature: The Prelude Language: Language Devices 2.1.11 - 2.1.14
Combined Science	Biology Topic 1 – Cells Knowledge Organiser: Look, Cover and Test your knowledge of the key concepts.	Biology Topic 2 – Organisation Knowledge Organiser: Look, Cover and Test your knowledge of the key concepts.	Chemistry Topic 1 – Atomic Structure Knowledge Organiser: Look, Cover and Test your knowledge of the key concepts	Chemistry Topic 2 – Bonding and Structure Knowledge Organiser: Look, Cover and Test your knowledge of the key concepts	Physics Topic 1 – Energy Knowledge Organiser: Look, Cover and Test your knowledge of the key concepts	Physics Topic 2 – Electricity Knowledge Organiser: Look, Cover and Test your knowledge of the key concepts
Geography	<u>The World Around Us- Ecosystems Of The Planet</u> <ul style="list-style-type: none"> Interdependence Global distribution Polar and tundra Grasslands Temperate forests 	<u>Misconceptions</u> <ul style="list-style-type: none"> The difference between ecosystems and biomes Hot deserts are found at the tropics What is permafrost	<u>Hyper-learning</u> <ul style="list-style-type: none"> Global distribution Polar and tundra regions Hot deserts <u>Test on ecosystems</u>	<u>Tropical Rainforests</u> <ul style="list-style-type: none"> Overview of TRF Adaptions and biodiversity of TFR Nutrient and water cycle	<ul style="list-style-type: none"> Why does deforestation happen? Sustainable management <u>Hyper-learning</u> <ul style="list-style-type: none"> Overview of rainforests 	<u>End of topic test on TRF</u>

	<ul style="list-style-type: none"> Hot deserts 				<ul style="list-style-type: none"> Animal adaptations Plant adaptations Why does deforestation happen? Deforestation in the Amazon 	
History	Explain why the Weimar Constitution was problematic for the government from the outset. 12 marks.	Explain why the position of women improved between 1924 and 1929. 12 marks.	Explain why international relations improved with the Weimar Republic between 1924 and 1928. 12 marks.	Explain why standards of living improved between 1924 and 1929. 12 marks.	Explain why Hitler launched the Munich Putsch in 1923. 12 marks.	Explain why the Nazis had limited support between the years 1923-29. 12 marks.
French	1.1.1 Describing Yourself 9.3.1 Question Words 9.10.1 To Make Sentences Longer	1.1.2 Physical Appearance & Personality 1.1.3 Friends 9.8.1 Agreement 9.8.2 Position 7.1.13 Avoir & Etre	1.1.4 Family 9.2.2 Reflexive Pronouns 7.1.4 Reflexive Verbs 9.10.2 To Add Extra Information 9.9.1 Negatives	9.2.1 Personal Pronouns 7.1.1 Regular ER Verbs 7.1.2 Regular IR Verbs 7.1.3 Regular RE Verbs 9.7.1 A Lot, Enough, Very	7.5.4 Immediate Future 7.1.5 Irregular ER Verbs 1.3.2 In Your Free-Time 1.1.5 Exam-Style Questions - Family	9.11.4 Present 9.4.2 Masculine 9.4.3 Feminine 9.4.4 Plurals
		<i>Week 1 Vocab Test (last lesson of the week): Basics</i>	<i>Week 2 Vocab Test (last lesson of the week): Les Adjectifs</i>	<i>Week 3 Vocab Test (last lesson of the week): La famille</i>	<i>Week 4 Vocab Test (last lesson of the week): Les adjectifs II</i>	<i>Week 5 Vocab Test (last lesson of the week): Le présent</i>
Spanish	1.2 Verbs 1.6.3 Time Expressions 2 2.1.11 Daily Routine 2.2.7 Meat & Fish	2.2.9 Drinks & Snacks 2.2.10 Dairy & Other 3.2.4 Eating Out	2.3.1 Customs & Festivals 2.3.2 Customs & Festivals 2	2.3.3 Music 2.3.4 Cinema & TV 7.3.2 Music	7.3.1 Day of the Dead 8.1.1 Regular AR verbs	Revision

	2.2.8 Fruit & Veg 2.2.11 Food Shopping	7.3.4 Food & Eating Out 8.4.1 Uses (Preterite vs. Imperfect)	8.2.1 Regular AR Verbs 8.2.4 Regular ER Verbs 8.2.8 Regular IR Verbs 8.2.11 Irregular IR Verbs - Decir, Venir, Ir	7.3.3 Cinema & TV 8.5.1 The future with 'ir'	8.1.4 Regular ER verbs 8.1.5 Regular IR verbs 11.4.1 How to ask a question 11.4.2 Common Questions	
		<i>Week 1 Vocab Test (last lesson of the week): La Comida</i>	<i>Week 2 Vocab Test (last lesson of the week): En el restaurante</i>	<i>Week 3 Vocab Test (last lesson of the week): Los festivales</i>	<i>Week 4 Vocab Test (last lesson of the week): Un día especial</i>	<i>Week 5 Vocab Test (last lesson of the week): Describe la foto</i>
BTEC Sport	Components of physical fitness.	Components of physical fitness.	Components of skill related fitness.	Components of skill related fitness.	Drill and conditioned practice planning.	Drill and conditioned practice planning.
GCSE Drama	Presentation of extract from Inspector Calls.	Research on themes within Inspector Calls.	Research characters within Inspector Calls.	Research staging/production of Inspector Calls.	Set design for Inspector Calls.	Costume design for Inspector Calls.
BTEC Performing Arts (Dance)	Component 2- Performance skills.	Component 2- Research using the stimulus provided by Pearson .	Component 2- Making notes.	Component 3- booklet Mind maps Research.	Devising a plan linking to a stimulus.	Research into music choices and choreographers that inspire you to create.
Eduqas GCSE Music	Set brief composition	Set brief composition	Set brief composition	Solo Performance	Solo performance	Solo performance
Art	<ul style="list-style-type: none"> Research 3 artists 	<ul style="list-style-type: none"> Artist research page 1 	<ul style="list-style-type: none"> Work in the style of your artist 	<ul style="list-style-type: none"> Artist research page 2 	<ul style="list-style-type: none"> Work in the style of your artist 	<ul style="list-style-type: none"> Artist research page 3

Creative iMedia Completed digitally on Teams	<ul style="list-style-type: none"> Research existing characters 	<ul style="list-style-type: none"> Mind mapping character ideas 	<ul style="list-style-type: none"> Digital Mood board – concept for character 	<ul style="list-style-type: none"> Visualisation diagram and annotation 	<ul style="list-style-type: none"> Photography – collecting primary assets 	<ul style="list-style-type: none"> Justification of products suitability
Hospitality and Catering	<ul style="list-style-type: none"> Identify risks to personal safety in hospitality and catering 	<ul style="list-style-type: none"> Review Practical 	<ul style="list-style-type: none"> Personal safety control measures 	<ul style="list-style-type: none"> Review Practical 	<ul style="list-style-type: none"> Bacteria, microbes, chemicals, metals, poisonous plants 	<ul style="list-style-type: none"> Review Practical

